

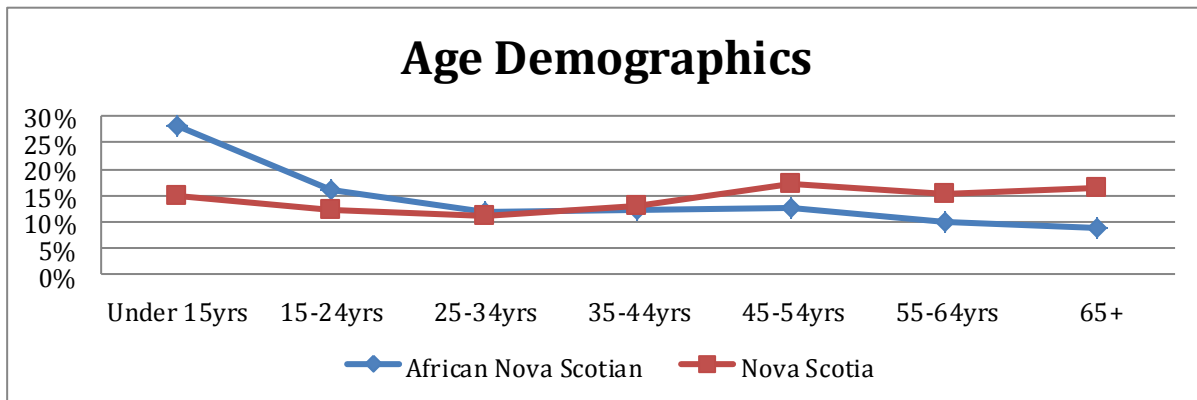
Population¹

There are 20,790 African Nova Scotians according to 2011 National Household Survey (NHS) conducted by Statistics Canada (which is the most recent statistical information available).

This represents a population increase of 7.5% from the 2006 census. There are slightly more men than women which is a reversal from 2006 census.

Other population demographics for African Nova Scotians:

- 71.7% are over the age of 15 (▼7.8% from 2006 census)
- 28.3% are under 15 (▲7.8% compared to 2006 census)
- 9.0% are 65 years and over (↔ little change from 2006 census)
- Compared to the rest of Nova Scotia with a more even distribution of age, African Nova Scotians have a much younger population



	<i>Total</i>	<i>Under 15yrs</i>	<i>15-24yrs</i>	<i>25-34yrs</i>	<i>35-44yrs</i>	<i>45-54yrs</i>	<i>55-64yrs</i>	<i>65+</i>
African NS	20,790	28.2%	16.2%	12%	12.1%	12.5%	9.8%	9.0%
Nova Scotia	858,905	14.8%	12.4%	11.0%	12.9%	17.1%	15.3%	16.4%

- African Nova Scotians make up the largest racially visible group in Nova Scotia. They represent 44% of the racially visible population which constitutes 2.3% of the total Nova Scotian population².
- 80.7% of African Nova Scotians were born in the province, while 6.7% were born elsewhere in Canada³.

¹ In National Household Survey Catalogue Number: [99-010-X2011038](#)

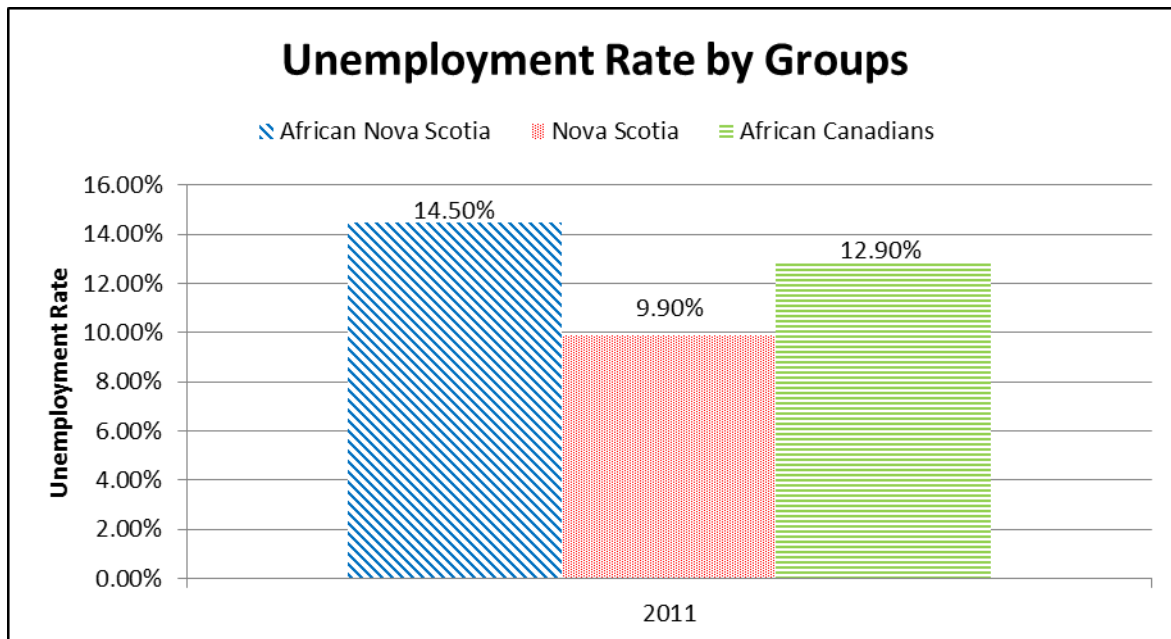
² NHS Focus on Geography Series – Nova Scotia

- 77.2% of the African Nova Scotian population are Canadians of three or more generation⁴
- 10% of African Nova Scotians today are new Canadians, coming primarily from Africa, the Caribbean, and the United States. Most arrive as adults between the ages of 25-44.⁵

PLEASE NOTE: The statistics below is to compare African Nova Scotians (a “visible minority” group) with the “Not a visible minority” groups/individuals in Nova Scotia. Therefore, African Nova Scotians and other visible minority groups are excluded from statistics with the description of Nova Scotia/Nova Scotian/rest of Nova Scotia/all Nova Scotians, so to objectively compare African Nova Scotians to Nova Scotians who are “Not a visible minority”. Statistics Canada’s classification of visible minority/not a visible minority can be found here: <http://www.statcan.gc.ca/concepts/definitions/minority01-minorite01a-eng.htm>

Employment and income⁶

In 2011, African Nova Scotians had a rate of unemployment higher (14.5%) than the rest of Nova Scotia (9.9%) and African Canadians (12.9%) across Canada.



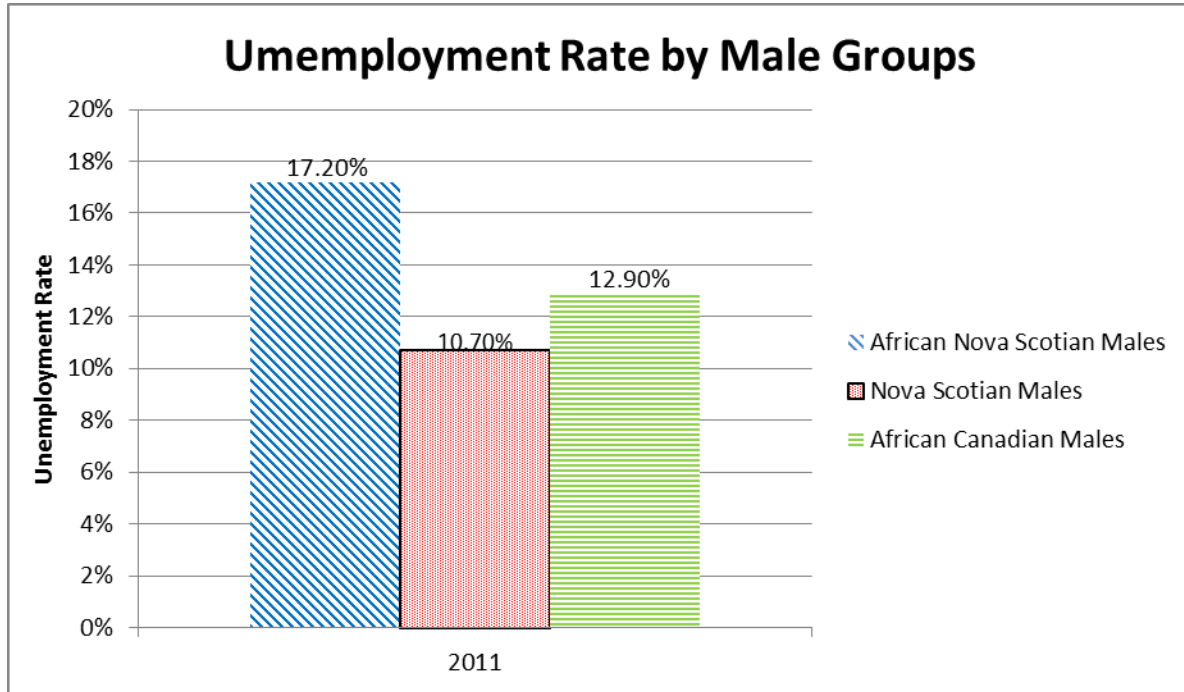
³ In National Household Survey Catalogue Number: [99-010-X2011038](#)

⁴ In National Household Survey Catalogue Number: [99-010-X2011029](#)

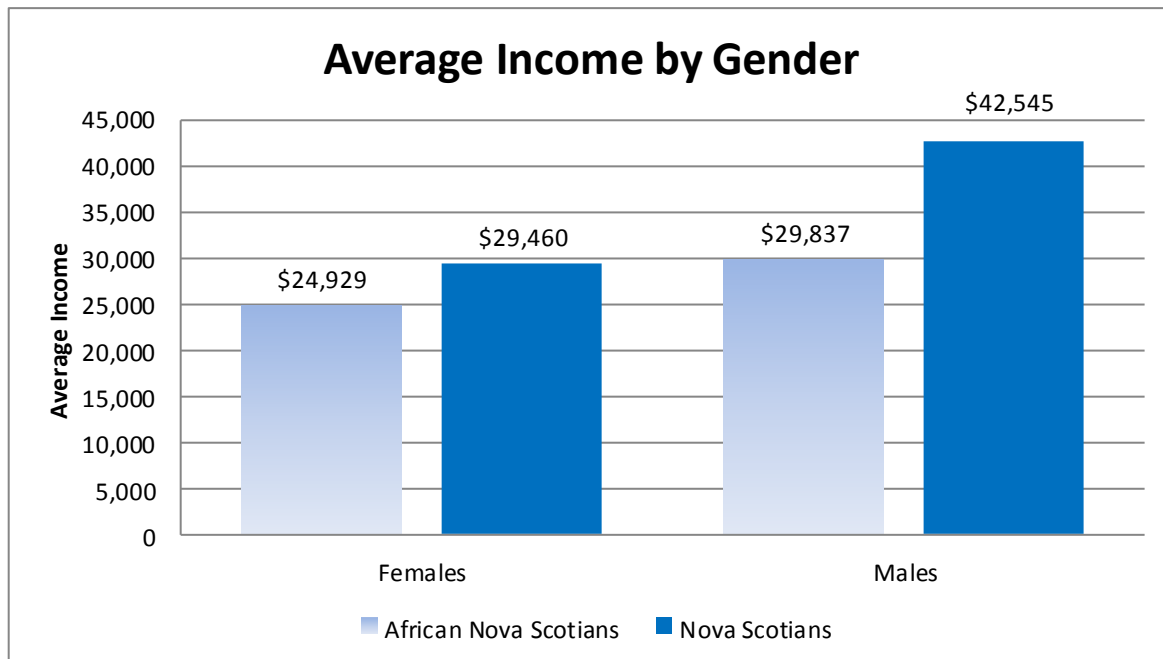
⁵ In National Household Survey Catalogue Number: [99-010-X2011038](#)

⁶ In 2006 Census Catalogue Number: 97-564-XCB2006007 & In 2011 NHS Catalogue Number: [99-010-X2011038](#)

This gap is greater amongst males, with a rate of 17.2% for African Nova Scotians compared to 10.7% for Nova Scotians and 12.9% for African Canadian males across Canada.

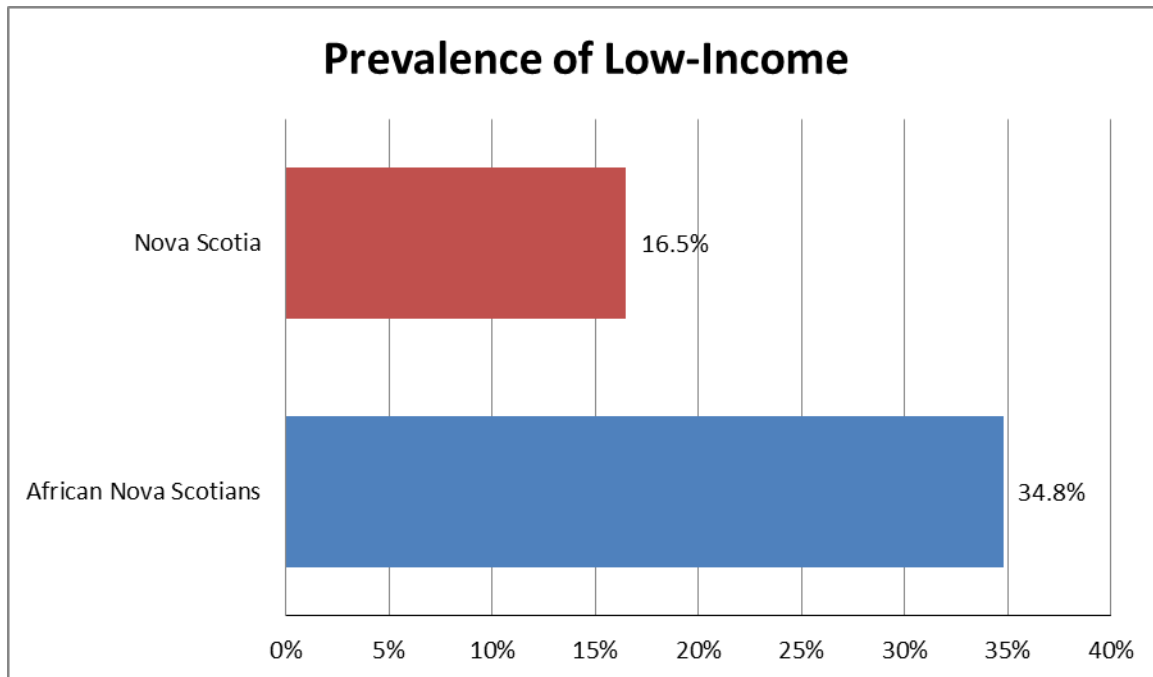


In 2011, the average incomes for African Nova Scotians were \$ 29,837 for males and \$ 24,929 for females. In comparison, the average income for Nova Scotians was \$ 42,545 and \$ 29,460 respectively.



Prevalence of Low-Income⁷

The 2011 National Household Survey found that 34.8% of African Nova Scotians had a prevalence of low-income⁸ versus 16.5% for the rest Nova Scotia.



Education⁹

African Nova Scotians are less likely to finish high school or attend university. 77.7% of African Nova Scotians aged 25 to 64 years have some sort of certificate, diploma or degree compared to 85.3% of all other Nova Scotians.

18% of African Nova Scotians have a university degree compared to 22% of all Nova Scotians aged 25 to 64 years.

Please note: The statistics/data above are based on 2011 National Household Survey (NHS) from Statistics Canada. Caution should be used when comparing NHS data to the 2006 Census or earlier censuses or other various data/statistical sources.

⁷ In National Household Survey Catalogue Number: [99-010-X2011038](#)

⁸ Income Reference Guide- National Household Survey 2011, *Statistics Canada*;
<http://search1.odesi.ca/documentation/NHS/2011/PUMF/indivpart/docenglish/documentation/2011NHSReferenceGuides/incomereferencegid.pdf>

⁹ In National Household Survey Catalogue Number: [99-010-X2011038](#)